

TOEFL SPEAKING TASK 3:


Listen and Draw

Listen to [Speaking Practice Set 2: Passage, Conversation and Question – Track 9 \(MP3\)](#). (The whole practice activity can be found on [the TOEFL Quick Prep web page](#).) As you listen, look at this worksheet. Each picture on the worksheet is a simple drawing of the male and female speaker from the conversation. The dialogue from the conversation appears beneath each picture. (Original transcript on page 37 of this [PDF](#).) Draw face expressions on the characters. Make the face expressions match their tone of voice and what they are saying. The face expressions for the first two lines of dialogue have been drawn for you.



Male Student: Did you read this article? Are they serious?


Female Student: Yeah, I think so. Why?



Male Student: Well, first of all, a lot of kids aren't looking for a relaxing break at lunchtime. They like to


study while they eat, especially if they have exams coming up, or some assignment they have to get done.

Female Student : Yeah, that's true.




Male Student: And now they won't be able to concentrate. This is gonna be very distracting.

Female Student: Mmm. OK, yeah, I see your point.




Male Student: And second, most students don't like classical music.

Female Student: It's certainly not what I listen to.



Male Student: So are people going to stop listening to their own music?

Female Student: No.



Male Student: I think people are going to be even more likely to bring their mp3 player, you know, to play their own music and block out the classical stuff.

Female Student: Yeah, that makes sense.